


EMERGENCY KIT

An emergency kit is a collection of basic items your household may need in the event of an emergency. Your kit should have enough supplies for up to 72 hours and be easily accessible.

Below is a basic list of items you should have. For a more comprehensive list, please visit www.redcross.org

- ✓ Water (one gallon per person, per day)
- ✓ Non-perishable food
- ✓ First Aid Kit
- ✓ Flashlight
- ✓ Portable radio
- ✓ Extra batteries
- ✓ A whistle or mirror to signal for help
- ✓ Sanitation and personal hygiene items
- ✓ Family contact information
- ✓ Extra clothing and pair of sturdy shoes
- ✓ An emergency survival blanket
- ✓ Extra cash
- ✓ Prescription medication
- ✓ Multi-purpose tool
- ✓ Two way radios
- ✓ Copies of personal documents
(i.e. passports, birth certificates, deed/lease to home, insurance policies)



Stay up to date with news, announcements, and information by following the UCI Police Department on social media or visiting the links below!



Emergency Management Zot Portal Page

<http://police.uci.edu>

Click on 'Emergency Management'



Emergency Management Blog

<http://sites.uci.edu/emergencymanagement/>



UCI Police Department Facebook

<http://facebook.com/UCIrvinePD>



UCI Police Department Twitter

<http://twitter.com/UCIrvinePD>



UCI Police Department Nixle

<http://nixle.com/University-of-California-Irvine-Police-Department>



Emergency	9-1-1
UCI Police Department (24 hour business line)	(949) 824-5223
UCI Automated Emergency Hotline	(866) 478-6397 (866) IRV-NEWS
ZotRadio (Traffic, Road Closures, Safety Updates, Emergency Information)	WQTB 1690 AM



Earthquake Preparedness for Faculty & Staff



Preparing today for tomorrow's possibilities...



UCI Police Department


150 Public Services Building
Irvine, CA 92697-4900
(949) 824-5223
www.police.uci.edu



ARE YOU PREPARED?

Natural disasters such as flood, fire, earthquake, tornado, and windstorm affect thousands of people every year. You should know what your risks are and prepare to protect yourself, your family, and community. Here are some basic tips and guidelines:

- Know your building's emergency plan.
- Know the evacuation assembly areas for your residence and classroom buildings. www.ehs.uci.edu/em/zonemap.html
- Identify two alternate ways to exit your room or apartment building.
- Locate the fire extinguishers and learn how to use them.
- Develop an emergency communications plan in case family members are separated.
- Have a communication plan with your family; know how to reach them.
- Enter your 'In Case of Emergency' (ICE) into your cell phone so emergency workers know who to contact in the event you're injured. (i.e. ICE-Mom (949) 824-5223)




Earthquake 1→2→3



Whether in your home, a classroom, or a tall building, knowing how to protect yourself during an earthquake can save your life.

The Drop, Cover, and Hold method has been proven to reduce earthquake related injuries and death. Additionally, ensuring items around you home are securely fastened can also reduce chances of injury.

- ▶ Ensure mirrors and framed pictures are fastened to walls away from beds, couches, and anywhere people sit.
 - ▶ Secure bookshelves, cabinets, TVs, and computers with earthquake fasteners.
 - ▶ Do not stack bookcases or file cabinets.
- 
- ▶ Fasten shelves securely to walls.
 - ▶ Place large, heavy objects on lower shelves.
 - ▶ Brace overhead light fixtures and top heavy objects.
- ▶ Store breakable items such as bottle foods, glass, and china in locked cabinets.
 - ▶ Repair any deep cracks in ceilings.

Faculty & Staff Responsibilities

- Review the UCI Emergency Procedures Chart and have a copy in your workspace, laboratories, conference rooms, and classroom(s). www.police.uci.edu/UCI_EmerProc.pdf
- Review the campus Emergency Operations Plan. police.uci.edu/em/EmergencyManagementPlan.pdf
- Know what to do in a campus emergency.
- Know your Zone Captain and Zone Crew members in your area.
- Know evacuation routes and pre-designated assembly areas for the buildings you are in most frequently. Be prepared to direct students to assembly areas in the event of an emergency. www.ehs.uci.edu/em/zonemap.html
- Faculty Members—Include the Emergency Preparedness Insert in all course syllabi.
- Know the emergency plan and continuity/recovery plan for your department.
- Sign up to receive zotALERT text messages. www.oit.uci.edu/zotalert
- Have an emergency kit in your car, home, and office.
- Contact the Emergency Services Manager at (949) 824-7147 if you are interested in a preparedness presentation for your lab, class, or department.
- **Get involved on campus!**
 - ⇒ Become a Zone Crew Member! For more information, contact your Zone Captain and visit: www.police.uci.edu/em/ZoneCrew.html
 - ⇒ Become a Campus Search and Rescue (CSAR) Team Member! For more information and training sessions, visit: www.police.uci.edu/em/CSAR.html